



Better Life with Robots



B Series Industrial Robot

AUCTECH Makes Human Life More Convenient

AUCTECH Robotics

Tel: +086 020 8489 8493

Web: www.auctech.com.cn

Guangzhou Auctech Automation Technology Limited

All rights reserved. Product specifications and technical data are subject to change without notice.

AUCTECH 2024-V4.0



AUCTECH

To be a world-leading robot expert

AUCTECH industrial robots are faster, more reliable, and more precise.

Every second and every motion of industrial robots matter throughout manufacturing, and that explains why robot reliability and speed come first for us. After years of updating and improving, our products have become faster and more reliable, with more functions integrated into a compact size. That makes applications easier, production more stable, and intelligent manufacturing more efficient.

Product Advantages



Faster

- Faster motion speed thanks to the optimized robot hardware design.
- Higher rigidity during high speed based on powerful servo motors and drives.

More Reliable

- IP67-rated protection allows for performance in diverse environments.
- The best quality components, with optimized software and hardware, ensure long-term and reliable operation.

More Flexible

- The B series industrial robots have wide range of communication interfaces for most convenient system integration in various applications.
- Multiple special firmware, e.g. welding, palletizing, enable faster commissioning and help customers achieve best results.

Easy to Use

- Robots are designed for easy maintenance, with rapid technical support available.

Strong Portfolio

- 6-axis industrial robots from 4kg to 280kg and SCARA robots from 4kg to 25kg, Full range of robots to cover most of applications.

Complete Sales Package

- A comprehensive welding package configuration is available, significantly reducing customers' procurement and commissioning costs.

Product Series



BM Series
Large-load 6-Axis Robot

| | | | |
|----------|--------|--------|--------|
| Payload: | 180kg | 210kg | 280kg |
| Reach: | 3200mm | 2650mm | 2650mm |



BR Series
6-Axis Robot

| | | | |
|----------|--------|--------|--------|
| Payload: | 12kg | 60kg | 80kg |
| Reach: | 1550mm | 2680mm | 2250mm |




BM Series
Universal 6-Axis Robot

| | | | |
|----------|--------|--------|--------|
| Payload: | 20kg | 35kg | 45kg |
| Reach: | 2100mm | 1870mm | 1870mm |




BR Series
4-Axis Robot

| | | |
|----------|--------|--------|
| Payload: | 10kg | 30kg |
| Reach: | 1488mm | 1750mm |



Welding Robot

| | | |
|----------|--------|--------|
| Payload: | 10kg | 12kg |
| Reach: | 1440mm | 2010mm |



BM Series
Mini 6-Axis Robot

| | | |
|----------|-------|----------------|
| Payload: | 4kg | 10kg |
| Reach: | 580mm | 740mm 920mm |



SCARA Robot

| | | | |
|----------|----------------------|-------------------------|--------------------------|
| Payload: | Rated 1kg Max 4kg | Rated 5kg Max 10kg | Rated 10kg Max 25kg |
| Reach: | 300mm 400mm | 500mm 600mm 700mm | 800mm 900mm 1000mm |

SCARA Robot

- Faster speed, ensuring higher production cycle efficiency for customers.
- Better rigidity, suitable for rapid acceleration and deceleration and precise positioning under heavy loads.
- More model options, ensuring customers can choose the most suitable product.
- More competitive products and solutions to meet the automation needs of customers worldwide.

| Model | | BM-04SC-300 | | BM-04SC-400 | | BM-10SC-500 | | BM-10SC-600 | |
|----------------------|---------|--|-------|-------------|-------|--------------------|-------|-------------|-------|
| Axis | | 4 | | 4 | | 4 | | 4 | |
| Reach | | 300mm | | 400mm | | 500mm | | 600mm | |
| Power capacity | | 1.5KVA | | | | 2.0KVA | | | |
| Payload | | Rated 1kg/Max 4kg | | | | Rated 5kg/Max 10kg | | | |
| Pepeatability | | ±0.01mm | | ±0.01mm | | ±0.02mm | | ±0.02mm | |
| Weight | | 15kg | | 15.5kg | | 24kg | | 28kg | |
| Built-in air tube | | φ6 | | φ6 | | φ6 | | φ6 | |
| Moving range & speed | Axis 1S | 5950mm/s | ±145° | 7200mm/s | ±145° | 7380mm/s | ±135° | 8100mm/s | ±135° |
| | Axis 2L | | ±120° | | ±145° | | ±145° | | ±150° |
| | Axis 3U | 1200mm/s | 150mm | 1200mm/s | 150mm | 1100mm/s | 200mm | 1100mm/s | 200mm |
| | Axis 4R | 880°/s | ±360° | 880°/s | ±360° | 880°/s | ±360° | 880°/s | ±360° |
| Signals | | Standard 16DI/16DO, 24VDC | | | | | | | |
| Installation | | Floor type | | | | | | | |
| Application | | Sorting, Loading/Unloading, Labeling, Dispensing, Assembly, Handling | | | | | | | |



SCARA Robot

- Faster speed, ensuring higher production cycle efficiency for customers.
- Better rigidity, suitable for rapid acceleration and deceleration and precise positioning under heavy loads.
- More model options, ensuring customers can choose the most suitable product.
- More competitive products and solutions to meet the automation needs of customers worldwide.

| Model | | BM-10SC-700 | | BM-25SC-800 | | BM-25SC-900 | | BM-25SC-1000 | |
|----------------------|---------|--|-------|---------------------|-------|-------------|-------|--------------|-------|
| Axis | | 4 | | 4 | | 4 | | 4 | |
| Reach | | 700mm | | 800mm | | 900mm | | 1000mm | |
| Power capacity | | 2.0KVA | | 3.0KVA | | | | | |
| Payload | | Rated 5kg/Max 10kg | | Rated 10kg/Max 25kg | | | | | |
| Pepeatability | | ±0.02mm | | ±0.025mm | | | | | |
| Weight | | 29kg | | 63kg | | 64.5kg | | 66kg | |
| Built-in air tube | | φ6 | | φ8 | | φ8 | | φ8 | |
| Moving range & speed | Axis 1S | 9580mm/s | ±135° | 9210mm/s | ±135° | 10360mm/s | ±135° | 11520mm/s | ±135° |
| | Axis 2L | | ±150° | | ±150° | | ±150° | | ±150° |
| | Axis 3U | 1100mm/s | 200mm | 2020mm/s | 420mm | 2020mm/s | 420mm | 2020mm/s | 420mm |
| | Axis 4R | 880°/s | ±360° | 720°/s | ±360° | 720°/s | ±360° | 720°/s | ±360° |
| Signals | | Standard 16DI/16DO, 24VDC | | | | | | | |
| Installation | | Floor type | | | | | | | |
| Application | | Sorting, Loading/Unloading, Labeling, Dispensing, Assembly, Handling | | | | | | | |



Welding Robot

- Specifically designed for welding, ensuring the welding tube can be arranged within the robot body.
- Better motion performance, improving welding speed and efficiency.
- Good robot rigidity, ensuring high-quality welding even at high speeds.
- A wide range of welding accessory options. AUCTECH provides a complete welding package, including welding machines, welding torches, and other accessories.

| Model | | BR-10W-1440-D | | BR-12-2010 | |
|----------------------|--|---------------|---------------|------------|---------------|
| Axis | | 6 | | 6 | |
| Reach | | 1440mm | | 2010mm | |
| Power capacity | | 4.5KVA | | 4.5KVA | |
| Payload | | 10kg | | 12kg | |
| Pepeatability | | ±0.05mm | | ±0.05mm | |
| Weight | | 210kg | | 313kg | |
| Built-in air tube | | φ10 | | φ10 | |
| Protection class | | IP56/IP67* | | IP56/IP67* | |
| Moving range & speed | Axis 1S | 285°/s | ±167° | 203°/s | ±165° |
| | Axis 2L | 247°/s | +80° to -145° | 203°/s | +80° to -145° |
| | Axis 3U | 285°/s | +145° to -75° | 214°/s | +145° to -75° |
| | Axis 4R | 392°/s | ±190° | 392°/s | ±190° |
| | Axis 5B | 272°/s | +50° to -210° | 276°/s | +50° to -210° |
| | Axis 6T | 1353°/s | ±220° | 1356°/s | ±220° |
| | Axis 4R (N.m) | 103.5 | | 88.5 | |
| | Axis 5B (N.m) | 51.84 | | 45.52 | |
| | Axis 6T (N.m) | 32.64 | | 32.64 | |
| Signals | Standard 16DI/16DO, 24VDC | | | | |
| Installation | Floor type/Frame type/Ceiling type | | | | |
| Application | Welding-Specific(Gas Shielded Welding, Tungsten Inert Gas(TIG)Welding, Laser Welding, Aluminum Welding, Stainless Steel Welding, Carbon Steel Welding) | | | | |

*Protection class: Axis 1/2/3, IP56; Axis 4/5/6, IP67




BM Series Mini 6-Axis Robot

- Latest structural optimization design, providing high rigidity during robot movement.
- Supports various installation methods: floor type, frame type, ceiling type, etc.
- Outstanding stability and industry-leading motion speed to meet quality and cycle time requirements.

Model

BM-04S-580

| | | | |
|----------------------|---------|--|---------------|
| Axis | | 6 | |
| Reach | | 580mm | |
| Power capacity | | 2.0KVA | |
| Payload | | 4kg | |
| Pepeatability | | ±0.02mm | |
| Weight | | 27kg | |
| Built-in air tube | | φ6 | |
| Protection class | | IP67 | |
| Moving range & speed | Axis 1S | 480°/s | ±170° |
| | Axis 2L | 460°/s | -150° to +90° |
| | Axis 3U | 520°/s | -70° to +200° |
| | Axis 4R | 560°/s | ±190° |
| | Axis 5B | 560°/s | ±125° |
| | Axis 6T | 880°/s | ±360° |
| Signals | | Standard 16DI/16DO, 24VDC | |
| Installation | | Floor type/Frame type/Ceiling type | |
| Application | | Sorting, Inspection, Loading/Unloading, Labeling, Dispensing, Assembly, Handling | |



BM Series Mini 6-Axis Robot

- Latest structural optimization design, providing high rigidity during robot movement.
- Supports various installation methods: floor type, frame type, ceiling type, etc.
- Outstanding stability and industry-leading motion speed to meet quality and cycle time requirements.

| Model | | BM-10S-740 | | BM-10S-920 | |
|----------------------|---------|--|---------------|------------|---------------|
| Axis | | 6 | | 6 | |
| Reach | | 740mm | | 920mm | |
| Power capacity | | 3.0KVA | | 3.0KVA | |
| Payload | | 10kg | | 10kg | |
| Pepeatability | | ±0.02mm | | ±0.02mm | |
| Weight | | 45kg | | 47kg | |
| Built-in air tube | | φ6 | | φ6 | |
| Protection class | | IP67 | | IP67 | |
| Moving range & speed | Axis 1S | 300°/s | ±170° | 300°/s | ±170° |
| | Axis 2L | 300°/s | -140° to +80° | 300°/s | -140° to +80° |
| | Axis 3U | 400°/s | -75° to +200° | 400°/s | -75° to +200° |
| | Axis 4R | 550°/s | ±190° | 550°/s | ±190° |
| | Axis 5B | 560°/s | ±130° | 560°/s | ±130° |
| | Axis 6T | 975°/s | ±360° | 975°/s | ±360° |
| Signals | | Standard 16DI/16DO, 24VDC | | | |
| Installation | | Floor type/Frame type/Ceiling type | | | |
| Application | | Sorting, Inspection, Loading/Unloading, Labeling, Dispensing, Assembly, Handling | | | |



BM Series Universal 6-Axis Robot

- Longer arm reach compared to robots of the same weight class, easily handling different applications.
- Lightweight design of the robot body, providing higher motion speed.
- High-rigidity robot body and high-load servo motors, ensuring better load performance.

Model

BM-20-2100

| | | | |
|----------------------|--------------|--|---------------|
| Axis | | 6 | |
| Reach | | 2100mm | |
| Power capacity | | 8.0KVA | |
| Payload | | 20kg | |
| Pepeatability | | ±0.03mm | |
| Weight | | 264kg | |
| Built-in air tube | | φ8 | |
| Protection class | | IP54/IP67* | |
| Moving range & speed | Axis 1S | 202°/s | ±180° |
| | Axis 2L | 212°/s | +98° to -160° |
| | Axis 3U | 270°/s | +200° to -80° |
| | Axis 4R | 470°/s | ±200° |
| | Axis 5B | 405°/s | +40° to -220° |
| | Axis 6T | 650°/s | ±360° |
| | Axis 4R(N.m) | 80 | |
| | Axis 5B(N.m) | 80 | |
| | Axis 6T(N.m) | 50 | |
| Signals | | Standard 16DI/16DO, 24VDC | |
| Installation | | Floor type/Frame type/Ceiling type | |
| Application | | Spraying, Loading/Unloading, Handling, Cutting | |

*Protection class: Axis 1/2/3, IP54; Axis 4/5/6, IP67



BM Series Universal 6-Axis Robot

- Longer arm reach compared to robots of the same weight class, easily handling different applications.
- Lightweight design of the robot body, providing higher motion speed.
- High-rigidity robot body and high-load servo motors, ensuring better load performance.

| Model | | BM-35-1870 | | BM-45-1870 | |
|----------------------|---|------------|---------------|------------|---------------|
| Axis | | 6 | | 6 | |
| Reach | | 1870mm | | 1870mm | |
| Power capacity | | 8.0KVA | | 8.0KVA | |
| Payload | | 35kg | | 45kg | |
| Pepeatability | | ±0.03mm | | ±0.03mm | |
| Weight | | 260kg | | 286kg | |
| Built-in air tube | | φ8 | | φ8 | |
| Protection class | | IP54/IP67* | | IP54/IP67* | |
| Moving range & speed | Axis 1S | 202°/s | ±180° | 202°/s | ±180° |
| | Axis 2L | 211°/s | +98° to -160° | 211°/s | +98° to -160° |
| | Axis 3U | 234°/s | +200° to -80° | 210°/s | +200° to -80° |
| | Axis 4R | 470°/s | ±200° | 420°/s | ±200° |
| | Axis 5B | 405°/s | +40° to -220° | 285°/s | +40° to -220° |
| | Axis 6T | 535°/s | ±360° | 410°/s | ±360° |
| | Axis 4R(N.m) | 80 | | 103 | |
| | Axis 5B(N.m) | 80 | | 103 | |
| | Axis 6T(N.m) | 50 | | 100 | |
| Signals | Standard 16DI/16DO, 24VDC | | | | |
| Installation | Floor type/Frame type/Ceiling type | | | | |
| Application | Loading/Unloading, Handling, Spraying, Cutting, Grinding, Die Casting | | | | |

*Protection class: Axis 1/2/3, IP54; Axis 4/5/6, IP67



BM Series Large-load 6-Axis Robot

- Greater load capacity and longer arm reach compared to robots of the same class, easily handling a wider range of applications.
- High-inertia motion characteristics, perfect for high-inertia operational scenarios.
- Higher protection level, adaptable to harsh environments.

Model

BM-180-3200

| | | | |
|----------------------|--------------|--|--------------|
| Axis | | 6 | |
| Reach | | 3200mm | |
| Power capacity | | 25.0KVA | |
| Payload | | 180kg | |
| Pepeatability | | ±0.06mm | |
| Weight | | 1300kg | |
| Built-in air tube | | φ10 | |
| Protection class | | IP54/IP67* | |
| Moving range & speed | Axis 1S | 120°/s | ±180° |
| | Axis 2L | 110°/s | +60° to -80° |
| | Axis 3U | 115°/s | +95° to -80° |
| | Axis 4R | 190°/s | ±210° |
| | Axis 5B | 185°/s | ±125° |
| | Axis 6T | 280°/s | ±360° |
| | Axis 4R(N.m) | 1134 | |
| | Axis 5B(N.m) | 1134 | |
| | Axis 6T(N.m) | 735 | |
| Signals | | Standard 16DI/16DO, 24VDC | |
| Installation | | Floor type | |
| Application | | Loading/Unloading, Handling, Spraying, Cutting | |

*Protection class: Axis 1/2/3, IP54; Axis 4/5/6, IP67

Applications



Loading /Unloading



Handling



Spraying



Cutting



BM Series Large-load 6-Axis Robot

- Greater load capacity and longer arm reach compared to robots of the same class, easily handling a wider range of applications.
- High-inertia motion characteristics, perfect for high-inertia operational scenarios.
- Higher protection level, adaptable to harsh environments.

| Model | | BM-210-2650 | | BM-280-2650 | |
|----------------------|--|-------------|--------------|-------------|--------------|
| Axis | | 6 | | 6 | |
| Reach | | 2650mm | | 2650mm | |
| Power capacity | | 25.0KVA | | 25.0KVA | |
| Payload | | 210kg | | 280kg | |
| Pepeatability | | ±0.06mm | | ±0.06mm | |
| Weight | | 1240kg | | 1240kg | |
| Built-in air tube | | φ10 | | φ10 | |
| Protection class | | IP54/IP67* | | IP54/IP67* | |
| Moving range & speed | Axis 1S | 120°/s | ±180° | 120°/s | ±180° |
| | Axis 2L | 110°/s | +60° to -80° | 110°/s | +60° to -80° |
| | Axis 3U | 115°/s | +95° to -80° | 115°/s | +95° to -80° |
| | Axis 4R | 190°/s | ±210° | 190°/s | ±210° |
| | Axis 5B | 150°/s | ±125° | 135°/s | ±125° |
| | Axis 6T | 220°/s | ±360° | 220°/s | ±360° |
| | Axis 4R(N.m) | 1134 | | 1134 | |
| | Axis 5B(N.m) | 1134 | | 1134 | |
| | Axis 6T(N.m) | 752 | | 752 | |
| Signals | Standard 16DI/16DO, 24VDC | | | | |
| Installation | Floor type | | | | |
| Application | Loading/Unloading, Handling, Spraying, Cutting | | | | |

*Protection class: Axis 1/2/3, IP54; Axis 4/5/6, IP67



BR Series 4-Axis Robot

- 4-axis high-speed robot, used for high-cycle applications such as palletizing and loading/unloading.

| Model | | BR-10C-1488 | | BR-30C-1750 | |
|----------------------|---------|---|--------------|-------------|--------------|
| Axis | | 4 | | 4 | |
| Reach | | 1488mm | | 1750mm | |
| Power capacity | | 3.0KVA | | 6.0KVA | |
| Payload | | 10kg | | 30kg | |
| Pepeatability | | ±0.05mm | | ±0.05mm | |
| Weight | | 165kg | | 295kg | |
| Built-in air tube | | φ10 | | φ10 | |
| Protection class | | IP56/IP67* | | IP54 | |
| Moving range & speed | Axis 1S | 223°/s | ±170° | 223°/s | ±170° |
| | Axis 2L | 173°/s | -32° to +80° | 223°/s | -70° to +30° |
| | Axis 3U | 300°/s | +20° to -90° | 235°/s | -70° to +80° |
| | Axis 4R | 480°/s | ±360° | 435°/s | ±360° |
| Signals | | Standard 16DI/16DO, 24VDC | | | |
| Installation | | Floor type/Frame type/Ceiling type | | | |
| Application | | Loading/Unloading, Handling, Palletizing, Packing | | | |

*Protection class: Axis 1/2, IP56; Axis 3/4, IP67



BR Series 6-Axis Robot

- Longer arm reach compared to robots of the same class, easily handling a wider range of applications.
- High-inertia motion characteristics, perfect for high-inertia operational scenarios.
- Higher protection level, adaptable to harsh environments.



Model

BR-12Z-1550

| | | | |
|----------------------|---|------------|---------------|
| Axis | | 6 | |
| Reach | | 1550mm | |
| Power capacity | | 4.5KVA | |
| Payload | | 12kg | |
| Pepeatability | | ±0.05mm | |
| Weight | | 210kg | |
| Built-in air tube | | φ10 | |
| Protection class | | IP56/IP67* | |
| Moving range & speed | Axis 1S | 257°/s | ±170° |
| | Axis 2L | 223°/s | +80° to -145° |
| | Axis 3U | 257°/s | +145° to -75° |
| | Axis 4R | 272°/s | ±190° |
| | Axis 5B | 275°/s | +20° to -200° |
| | Axis 6T | 540°/s | ±360° |
| | Axis 4R(N.m) | 103.5 | |
| | Axis 5B(N.m) | 51.84 | |
| | Axis 6T(N.m) | 32.64 | |
| Signals | Standard 16DI/16DO, 24VDC | | |
| Installation | Floor type/Frame type/Ceiling type | | |
| Application | Laser Welding, Spraying, Cutting, Handling, Packing, High-speed Loading/Unloading | | |

*Protection class: Axis 1/2/3, IP56; Axis 4/5/6, IP67

Applications



BR Series 6-Axis Robot

- Longer arm reach compared to robots of the same class, easily handling a wider range of applications.
- High-inertia motion characteristics, perfect for high-inertia operational scenarios.
- Higher protection level, adaptable to harsh environments.

| Model | | BR-80E-2250 | | BR-60E-2680 | |
|----------------------|--|-------------|---------------|-------------|---------------|
| Axis | | 6 | | 6 | |
| Reach | | 2250mm | | 2680mm | |
| Power capacity | | 19.0KVA | | 19.0KVA | |
| Payload | | 80kg | | 60kg | |
| Pepeatability | | ±0.08mm | | ±0.08mm | |
| Weight | | 678kg | | 655kg | |
| Built-in air tube | | φ8/φ10 | | φ8/φ10 | |
| Protection class | | IP56/IP67* | | IP56/IP67* | |
| Moving range & speed | Axis 1S | 216°/s | ±165° | 214°/s | ±160° |
| | Axis 2L | 150°/s | +90° to -120° | 149°/s | +90° to -120° |
| | Axis 3U | 175°/s | +140° to -70° | 175°/s | +140° to -70° |
| | Axis 4R | 378°/s | ±190° | 378°/s | ±190° |
| | Axis 5B | 286°/s | +30° to -210° | 285°/s | +30° to -210° |
| | Axis 6T | 370°/s | ±360° | 370°/s | ±360° |
| | Axis 4R(N.m) | 210 | | 210 | |
| | Axis 5B(N.m) | 210 | | 210 | |
| | Axis 6T(N.m) | 130 | | 130 | |
| Signals | Standard 16DI/16DO, 24VDC | | | | |
| Installation | Floor type/Frame type/Ceiling type | | | | |
| Application | Spraying, Cutting, Handling, Loading/Unloading, Grinding | | | | |

*Protection class: Axis 1/2/3, IP56; Axis 4/5/6, IP67

